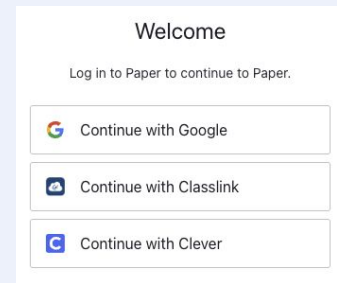


How to Navigate the Paper Platform

1

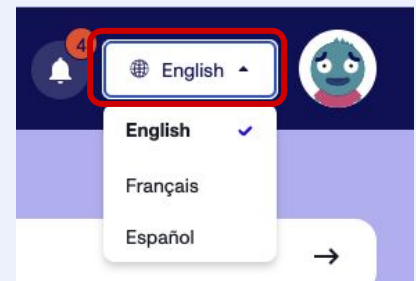
Students can access Paper at app.paper.co and login with their school credentials.

**2**

The first time students login, they will need to agree to the student code of conduct.

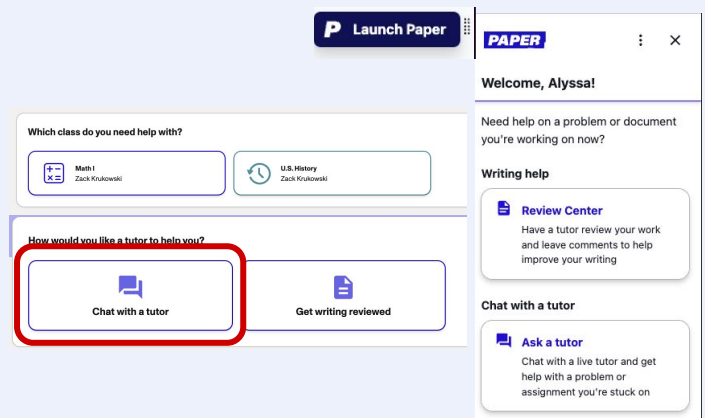
**3**

Students can set their **language preference** in the top right of their screen.

**4**

Students can start a Live Chat session with a tutor by selecting a **subject tile** and then clicking on “**Chat with a Tutor**”.

TIP: Students can also start a chat by clicking the “P” Chrome extension button.

**5**

Students submit written work for feedback by clicking “**Get Writing Reviewed**” on the tile towards the bottom of their dashboard or through the “**Review Center**” on the left-hand menu.

